

## PARENT GUIDE FOR GRADE 3 MATHEMATICS

### Preparing Florida’s Children for a Successful Future



All Florida students deserve to graduate high school with the knowledge and skills they need to succeed in college, careers and life. Over the last several years, Florida has made strong academic gains. But, we know today’s workforce requires our graduates to have stronger critical thinking, problem solving and communications skills than ever before. Higher standards that challenge and motivate our students are essential.




To address this need, education leaders across the state of Florida improved our academic content standards, creating new expectations for what students need to know and be able to do. The Florida Standards are designed to ensure that **ALL** students reach their greatest potential—whatever their path may be.

Preparing your child for success begins in kindergarten and continues as your child moves up through each grade. This guide will support parents and families with children in **third grade** by helping you:

- **Learn** about the Florida Standards and why they matter for your child.
- **Talk** with your child’s teachers about what he/she will be learning in the classroom.
- **Support** your child’s learning in practical ways at home.

### LEARN ABOUT THE STANDARDS

Florida students will continue to practice many of the same things you learned in third grade—along with some important additional skills. **Third grade** students are learning these types of lessons:

- Interpreting product of whole numbers, e.g., interpret  $5 \times 7$  as the total number of objects in five groups of seven objects each. Describe a context in which a total number of objects can be expressed as  $5 \times 7$ . 
- Using multiplication and division within 100 to solve word problems in situations involving equal groups, arrays and measurement quantities, e.g., by using drawings and equations with a symbol for the unknown number to represent the problem. 
- Understanding division as an unknown-factor problem. For example, find  $32 \div 8$  by finding the number that makes 32 when multiplied by eight. 
- Solving two-step word problems using the four operations. Represent these problems using equations with a letter standing for the unknown quantity. Assess the reasonableness of answers using mental computation and estimation strategies including rounding.

Every child develops at his/her own pace. The activities in this guide are recommended age-specific guidelines for growing young minds.

Download the complete Mathematics Florida Standards for Grade 3 at [www.flstandards.org](http://www.flstandards.org)

#FLStandards  
Join the conversation



## TALK WITH YOUR CHILD'S TEACHER



When you talk to your child's teacher, don't worry about covering everything. Instead, keep the conversation focused on the most important topics for your child. In third grade, you may ask your child's teacher questions such as:

- How will my child be expected to show his/her work?
- What are some areas where my child is excelling? Where does my child need extra help?

## SUPPORT LEARNING AT HOME

You can encourage learning mathematics at home in ways that are fun for you and your child. Try these ideas after school, on weekends and during the summer:



Help your child learn about fractions by cooking and using measuring cups and spoons.

Help your child memorize both one-digit multiplication and division facts up to 100.



Talk through multi-step, real-life problems, such as, "If you ride your bike around the block five times, Monday through Friday, for an entire month, how many total trips around the block will you have made?"



If pizza is a favorite family food, ask your child to figure out how to divide the pizza so that each member of the family has an equal amount.



Involve your child in crafting and building projects. Ask him or her to help measure, assist in figuring out how much of a particular item is needed (paint, wood, fabric, etc.) and estimate the cost of individual materials as well as total project.



Use trips to the grocery store to help your child practice estimation and measurement skills. Show your child the scale in the produce department, and explain the markings that indicate pounds and ounces. Ask your child to guess the weight of the produce you are buying and then to weigh it for you.



Practice estimation when shopping with your child and say, "We have only \$10 (or \$20, or whatever the amount is) to spend, and your job is to estimate when we are close to that limit as we do our shopping."



Add graph paper to your child's study tools and have your child fill in rectangles with the same area but different perimeters.

Talk to your child's teacher or principal to learn more great ideas to support learning at home.

**Download the complete Mathematics Florida Standards and other resources for parents at [www.flstandards.org](http://www.flstandards.org)**

Questions? Contact [JustforParents@fldoe.org](mailto:JustforParents@fldoe.org)